

MOVETEC®

Operating instruction



MOVETEC



True Innovative Moving Technology

Start of operation

After mounting the controller and the control panels, making all electrical connections and making sure that the right parameter set is loaded to the controller, the column can be put into service.


At the first start up the column makes a reference run to acquire the reference position. To do so the “up” or “down” key must be pressed until the column reaches the reference position (normally the lowest point or the position of a limit switch) and further until the column elevates to the lowest programmed position. (this may be about 25mm or 1” higher than the lowest position).

After the reference has been established, the column is ready for normal operation. By pushing the “up” or the “down” key the column can be moved between the upper and the lower positions defined in the parameter set in the controller specific for this column.

Current based collision detection

As a standard all controllers are equipped with a simple, current based collision detection. This collision detection must be activated through the parameter set. Also to achieve a satisfactory functioning of this features parameters specific to the column must be defined and entered.

When activated the current based collision detection will stop the movement of the column as soon as the column top hits an obstacle. After the stop the column top will move in the opposite direction by the distance specified in the parameter set. After that the “up” or “down” key have to be pressed again to move the column top.

 **Please note that the sensitivity of the current based collision detection on down ward movements is reduced drastically if the column is loaded with some weight!**

Should the performance of the current based collision detection not be satisfactory, the use of the GyroSense Collision detection system is recommended.

GyroSense based collision detection

The Movetec GyroSense Systems provides collision detection between a column and an obstacle. To enable that, controllers ordered with this option are equipped with a very sensitive sensor what will sense even the smallest disturbance of the column upward or downward movement.

This system insures a reliable detection of a collision as long as the collision leads to an at least very small change in position of the column top.

To sense such a change in position the GyorSense equipped Controller must be mounted to the column top. Placing the controller in the crossbar will not work!





Attention

Even if the system will sense reliably even very small unusual movements of the column it cannot be 100% insured that this will avoid injuries of the column users and persons around the column as also the mechanic of the column and the environment of the column can cause such injuries! This is why no liability can be accepted for personal injury or any other damage! It is the user's sole responsibility to make sure that personal injury and any other damage is avoided throughout the operation of the column.

Control through control panels

All Control panels

	column will move upward	Keep the key pushed until the desired position is reached
	Column will move downward	Keep the key pushed until the desired position is reached

MOVETEC



True Innovative Moving Technology