

Control Box for 3 Lifting Columns or Actuators

MCB-LC3

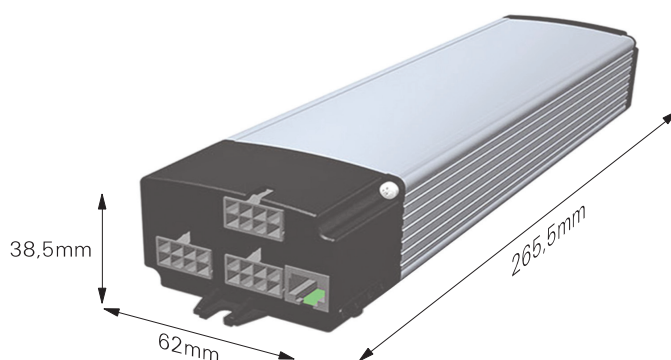
Controlled from:

- Movetec MCP-BLE4 Remote Control Panel
- Smartphone iOS/Android
- Computer PC/Mac
- Cable connection

0.25 Watt
Standby
Power Consumption



Option:



Dimensions:
Ø59mm/Height: 6.2mm



Option:

MCP-BLE4 Remote Control Panel
with CR2032 button cell battery.

Control Box MCB-LC3

Controlled via remote control, Smartphone, PC/Mac or cable connection. For 3 lifting columns or actuators.

MCB-LC3 is a control box specially designed for use with height-adjustable worktables/workspaces. It is also suitable and configured for all types of industrial and medical applications. The new control boxes are based on the latest circuit topographies and components. The aluminium casing provides optimal heat conduction and therefore dependable uptime. Bluetooth® option integrated inside the casing enables remote control via a smartphone (iOS/Android®), PC or Movetec BLE4 remote control device. The bus system supports easy configuration. You can synchronise up to 4 control boxes. Using the integral NFC option, MCB-LC3 can be configured even without removing it from the packaging.

Plug & Play: MCB-LC3 is a Plug & Play control box, supplied with all required cables. It can be supplied as part of a complete set, with your choice of remote control devices, tailor-made lifting columns or actuators.

Specifications:

Casing, plugs, sockets, cable: Aluminium, PC, ABS, PVC, PP, PE.

Technical data:

Control box capacity, number of lifting columns/actuators: 3
Applications: Suitable for all Movetec lifting columns and actuators
Cascade/synchronous operation: Yes, up to 12 lifting columns/actuators
Synchronisation: Via modus
Bluetooth®: Radio standard BLE4.0 (option)
Input voltage: 230 V 50/60 Hz, Input current: 2 A
Output voltage: 24 V, max. output: 380 W
Output current: 19 A, max. current per channel: 12 A
Plugs and sockets for lifting columns and actuators: Molex 8-pole
Plugs and sockets for control panel devices: RJ12
Continuous operation up to: 100 W total load
Hall sensor compatible: Yes
Standby power consumption: 250 mW
Dimensions (L x W x H): 265 x 62 x 38.5 mm
Memory positions: Yes, depending on the control panel device
Collision protection/anti-collision system, low-speed zone: Yes
Operating temperature range: +5° to +45° C
IP protection class: IP20. Class II/double-insulated electrical appliance
Optional safety zone and sensor connection: Yes
Stop conditions configurable, end-stop contact: Yes
Option: Additional functions (e.g. records position, go-to-position, etc., depending on control panel device version).

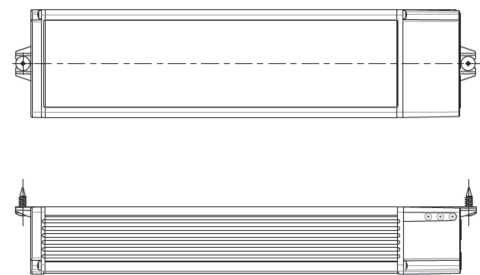
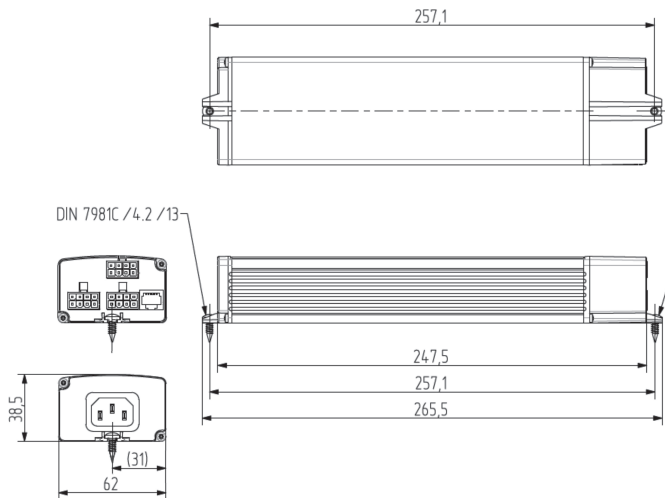
MOVETEC



True Innovative Moving Technology

Control Box for 3 Lifting Columns or Actuators

MCB-LC3



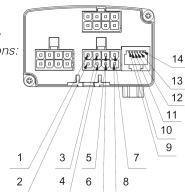
Motor connections:

- 1 Motor connection 1
- 2 Hall sensor 1
- 3 Earth connection
- 4 Hall sensor +5 V
- 5 Option 2
- 6 Option 1
- 7 Hall sensor 2
- 8 Motor connection 2

Bus connections:

- 9 +5 V output
- 10 RS 485 A
- 11 RS 485 B
- 12 +5 V input
- 13 Analogue control elements
- 14 Earth connection

Controller connections:



Option: MCP-BLE remote control panel.
Radio standard: Bluetooth® BLE 4.0, range:
about 100 m (in an open environment)

Optimal versatility: Movetec control boxes can be adapted to comply with precise customer requirements. If coordinated movements are required, we develop customised software for the application. The software may also include integration with a primary control system. Movetec control boxes are designed for use in e.g. furniture, ergonomic workspaces, medical or industrial applications.

Scalable software: Movetec offers high quality lifting columns and linear actuator systems. The control box functions as the system's brain and is therefore a key system element. Our highly motivated team of software engineers develops bespoke control box software and ensures a perfect match with system components. A tailor-made software design also offers more complex system functions, including synchronisation and simultaneous movement.


Individual, synchronised and simultaneous movements: Hall sensors transmit feedback signals to the control box. These signals give the precise current position of the electric lifting column or linear actuator. The signals can be used to provide synchronised and simultaneous movement on demand of two or more electric lifting columns or linear actuators. Applications that require synchronised movements include height-adjustable desks, hospital beds and innumerable industrial applications. Synchronised operation ensures that the lifting columns or actuators remain at the same level and move at the same speed. Without synchronisation, the lifting columns or actuators would move at different rates/levels.

RJ12 and Molex plugs and sockets:

RJ12 Socket



RJ12 Plug



Molex Socket



Molex Plug



MCB-LC3 connections: RJ 12 sockets for all control panel devices and connection to the primary control box. Molex sockets for all lifting columns and actuators.

Control panels, lifting columns and actuators:

MCB-LC3 can be used with various Movetec control panel devices and all Movetec lifting columns and actuators. An MCB-LC3 control box can be programmed to operate in customer-specific applications and functions. Together, we can develop a solution that matches specific customer requirements and wishes: Call us on +45 64 89 28 05.

CAD drawings:

You can download 3D drawings (STEP data) for MCB-LC3 either for use with CAD software or as PDF files from our website.

Manuals, installation instructions, authorisations, safety information, etc.:

Declaration of compliance, fitting and installation instructions, warnings, video guidelines and other information material are available from our website: www.movetec.dk.



Bluetooth® is a registered trademark and are the property of the owner Bluetooth SIG, Inc. Android®/ Google Play® is registered trademarks and are the property of the owner Google Inc. Apple®/ App Store® is registered trademarks and are the property of the owner Apple Inc. Other trademarks and trade names are the property of their respective owners.

Further information → www.movetec.dk



© Copyright Movetec Solutions ApS.LKD/MCB-LC3/dat203-UK/3/100/0920

MOVETEC

Tel. +45 64 89 28 05 · www.movetec.dk



True Innovative Moving Technology

MOVETEC Solutions ApS · Lollandsvej 1 · DK-5500 Middelfart · Tel. (+45) 64 89 28 05 · Fax (+45) 64 89 28 35 · info@movetec.dk